

GEMINI[®] CONVERTIBLE HAND TRUCKS



MAGLINER[®]

The Original Convertible Hand Trucks



Gemini® XL

Gemini® Sr.

Gemini® Jr.

SPECIFICATIONS			
	GEMINI JR. GMK16UA4	GEMINI SR. GMK81UA4	GEMINI XL XLSP
Overall width	21"	21"	22-3/4"
Frame width	12"	12"	14"
Deck width	12"	12"	17"
Overall length, 4 wheel	47-1/2"	55-3/4"	57-1/4"
Height as hand truck	51"	61"	62-3/4"
Handle height as platform truck	40"	45-1/8"	45-3/4"
Platform bed length	38"	51"	53-3/4"
Capacity as hand truck	500 lbs.	500 lbs.	500 lbs.
Capacity as platform truck	1,000 lbs.	1,000 lbs.	1,250 lbs.
Platform height from floor	10-1/2"	10-1/2"	11-3/16"
Standard wheel (pneumatic)	10"	10"	10"
Casters (standard swivel)	5" x 1-1/4"	5" x 1-1/4"	6" x 2"
Nose	18" x 7-1/2"	18" x 7-1/2"	18" x 9"
Shipping weight	44 lbs.	45 lbs.	54 lbs.

U.S. Patent # D593,273

- 2-in-1 truck converts from 2 to 4 wheels in seconds
- High capacities reduce number of trips per day, increasing productivity
- Bolted cross braces are up to 10 times more rigid and over twice as strong as riveted braces due to custom engineered internal rib structure
- Trilobular, thread locking screws exceed IFI locking standards encompassing extreme resistance to vibrational loosening
- Strong, lightweight construction reduces user fatigue
- Optional accessories available to meet all delivery needs
- Modular design means no welds to break, all parts are replaceable for longer product life

As easy as 1... 2... 3



Press release latch




Slide frame down handle



Hand truck becomes platform truck

OPTIONS

DIE-CAST NOSES




ALUMINUM			
P/N	W"	D"	WT.(LBS.)
300200	14	7-½	4.0
300201	18	7-½	5.0

MAGNESIUM			
P/N	W"	D"	WT.(LBS.)
300204	14	7-½	2.5
300197	14	12	3.0
300205	18	7-½	3.0

Designed using either aluminum or magnesium alloys chosen for high strength and corrosion resistance. Aluminum is more rigid and best suited for moderate to mild climates. Magnesium is lighter than aluminum, more flexible and is the best option in cold climates or freezer deliveries.


EXTRUDED ALUMINUM NOSES



P/N	W"	FLUSH MOUNT D"	RECESSED MOUNT D"	WT.(LBS.)
300244	14	9	7-½	4.5
300254	14	9	N/A	5.0
300245	18	9	7-½	5.5
300248	18	9	N/A	6.0
300203	16	12	N/A	7.0
300215	20	12	N/A	8.5

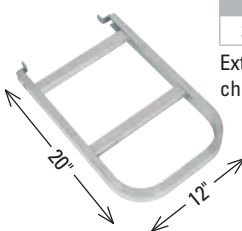
6000 series alloy designed with a tapered profile and leading edge for ease of use and maximum strength to weight ratio.

FOLDING NOSES (300 Pound Capacity)



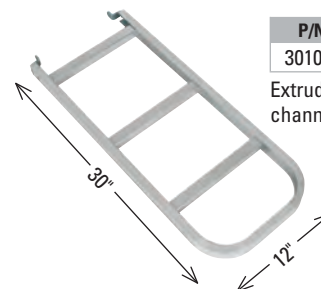
P/N	WT.(LBS.)
301019	4.0

Low-profile formed aluminum extension.



P/N	WT.(LBS.)
301025	3.5


Extruded aluminum channel extension.



P/N	WT.(LBS.)
301026	4.5


Extruded aluminum channel extension.

WHEELS



P/N	D"	WT.(LBS.)
101030	10	3.0

Puncture resistant, non-marking balloon cushion rubber on one-piece polyolefin hub with semi-precision bearings.



P/N	D"	WT.(LBS.)
131010	10	4.0

Puncture resistant, non-marking microcellular foam tire on one-piece steel hub with semi-precision bearings.



P/N	D"	WT.(LBS.)
121060	10	4.5

4-Ply pneumatic tube-type tire with three-piece off-set hub and semi-precision bearings.



P/N	D"	WT.(LBS.)
111070	10	2.5

Puncture resistant, non-marking, microcellular tire on one-piece high-density, interlocking polyethylene hub with semi-precision bearings.



P/N	D"	WT.(LBS.)
111075	10	3.0

Puncture resistant, non-marking, microcellular tire on one-piece high-density, interlocking polyethylene hub with semi-precision bearings.



P/N	D"	WT.(LBS.)
111080	10	4

Puncture resistant, non-marking, microcellular tire on one-piece high-density, interlocking polyethylene hub with semi-precision bearings.



Flow through design interlocks rubber, preventing run-off and scalping. (111070, 111075 and 111080 wheels)

OPTIONS

GEMINI CASTERS



P/N	D"	W"	WT.(LBS.)
131020	5	1-¼	2.0

Gray polyurethane.



P/N	D"	W"	WT.(LBS.)
131020B	5	1-¼	2.25

Gray polyurethane with brake.



P/N	D"	W"	WT.(LBS.)
131030	5	1-¼	2.0

Thermoplastic rubber.



P/N	D"	W"	WT.(LBS.)
131030B	5	1-¼	2.25

Thermoplastic rubber with brake.

SNAP ON DECKS



- Snaps in place quickly and removes easily
- Great for carrying small packages
- Formed from strong embossed aluminum
- Stays securely in place

P/N	WT.(LBS.)
301644 Gemini Jr.	5.5
301645 Gemini Sr.	6.5

ACCESSORIES



P/N	WT.(LBS.)
86006	2.5

Heavy-duty cast stair climbers with replaceable low-friction polymer glide bars (for Sr. only).



P/N	WT.(LBS.)
302725	4.5

Load containment arm (for Gemini XL only).



P/N	DESCRIPTION	WT.(LBS.)
302985	Jr. bulk container	14
302986	Jr. bulk container with drain and plug	14

Not available for Gemini XL or Gemini Sr. trucks (XL, GMA8/GMK8 or LNA/LNK models). Not compatible with Gemini Jr. with vertical strap.