

HAND TRUCK GUIDE




Design Your Own Magliner

Mix and match parts from our modular components system for the customized hand truck to meet your needs.

 **MAGLINER**®

1-800-MAGLINE (624-5463)
www.magliner.com

DESIGN YOUR OWN MAGLINER



Frame C + Handle 11 + Nose AA + Wheel 815 + Accessory C5 Stair Climber = **C11-AA-815-C5**

HAND TRUCK FRAMES

- Bolted cross braces are up to 10 times more rigid and over twice as strong as riveted braces due to custom engineered internal rib structure.
- Trilobular, thread locking screws exceed IFI locking standards encompassing extreme resistance to vibrational loosening.
- Resilient aluminum design has a unique combination of high strength and low weight.
- Bolted modular frame construction offers increased reparability compared to riveted frame construction.

ALL ALUMINUM



P/N	M/N	HT. (IN.)	WT. (LBS.)
300001	1	39	6.0

Straight back with 1-1/4" cross braces.

P/N	M/N	HT. (IN.)	WT. (LBS.)
303125	L	33	6.0
302653	C	39	6.5
300042	8	52	8.5

Straight back with 2-1/2" cross braces.

ALUMINUM W/MOLDED CROSS BRACES



P/N	M/N	HT. (IN.)	WT. (LBS.)
303127	M	33	4.5
300010	4	39	5.0
303116	P	52	6.5


Straight back with 1-1/4" cross braces.

P/N	M/N	HT. (IN.)	WT. (LBS.)
303123	N	33	4.5
300021	5	39	5.0
303113	Q	52	7.0

Curved back with 1-1/4" cross braces.

U.S. Patent #6,893,029

OPTIONS



- Bolt-on vertical strap makes repair and in-field installation easy.
- Kits available for all frames.

ALUMINUM CROSS BRACES

P/N	HT. (IN.)	WT. (LBS.)
86353	33	0.5
86350*	39	1.0
86351	39	1.0
86355	52	1.5

*NOTE: compatible with 300001 frame only.

MOLDED CROSS BRACES

P/N	HT. (IN.)	WT. (LBS.)
86354	33	0.5
86352	39	1.0
86356	52	1.0

All Magliner hand trucks have a 500 pound capacity unless otherwise stated.

HAND TRUCK HANDLES & NOSES

HORIZONTAL LOOP



P/N	M/N	WT.(LBS.)
301000	11	1.0

Standard loop.



P/N	M/N	WT.(LBS.)
301008	19	1.5

Standard loop with vinyl sleeve.



P/N	M/N	WT.(LBS.)
301005	18	1.0

Angled standard loop (3" higher).



P/N	M/N	WT.(LBS.)
301001	24	1.0

Standard loop with straight top.

SINGLE GRIP



P/N	H"	M/N	WT.(LBS.)
301126	55	13B	3.0
301127	60	13C	3.3

Welded pistol grip.



P/N	M/N	H"	WT.(LBS.)
301004	17	52	2.0

Welded pistol grip.

DOUBLE GRIP



P/N	M/N	WT.(LBS.)
86031	16	2.0

Bolted double grip with universal brace.



P/N	M/N	H"	WT.(LBS.)
301137	30	52	2.5

Welded double grip.

VERTICAL LOOP



P/N	M/N	H"	WT.(LBS.)
300981	15A	52	2.35
300990	15A	52	2.35
300978	15C	60	3.5
300977	15C	60	3.5

Welded vertical loop.
 for #300021 frame
 for #300021 frame

Welded vertical loop.



P/N	M/N	H"	WT.(LBS.)
300994	60	52	2.0

Welded vertical loop.

DOUBLE LOOP



P/N	M/N	H"	WT.(LBS.)
301115	25B	55	3.0


Welded double loop.



P/N	M/N	H"	WT.(LBS.)
302297	35B	55	3.0
302298	35D	62	3.5

Welded double loop.

DIE-CAST

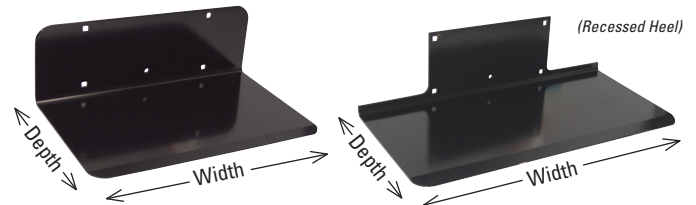


ALUMINUM				
P/N	M/N	W"	D"	WT.(LBS.)
300200	AA	14	7-1/2	4.0
300201	UA	18	7-1/2	5.0

MAGNESIUM				
P/N	M/N	W"	D"	WT.(LBS.)
300204	AM	14	7-1/2	2.5
300197	HM	14	12	3.0
300205	UM	18	7-1/2	3.0

Designed using either aluminum or magnesium alloys chosen for high strength and corrosion resistance. Aluminum is more rigid and best suited for moderate to mild climates. Magnesium is lighter than aluminum, more flexible and is the best option in cold climates or freezer deliveries.


STEEL



P/N	M/N	W"	FLUSH MOUNT D"	RECESSED MOUNT* D"	WT.(LBS.)
300544	E3	14	9	7-1/2	9.5
300554	E4	14	9	N/A	10.5
300545	G3	18	9	7-1/2	11.5
300548	G4	18	9	N/A	13.5

High strength, low alloy powder coated steel with machined edge for easily sliding under loads.

EXTRUDED ALUMINUM




P/N	M/N	W"	FLUSH MOUNT D"	RECESSED MOUNT* D"	WT.(LBS.)
300244	E1	14	9	7-1/8	4.5
300254	E2	14	9	N/A	5.0
300245	G1	18	9	7-1/8	5.5
300248	G2	18	9	N/A	6.0
300203	K1	16	12	N/A	7.0
300215	K2	20	12	N/A	8.5

6000 series alloy designed with a tapered profile and leading edge for ease of use and maximum strength to weight ratio.

*Recessed mount not available on narrow-aisle models.


HAND TRUCK WHEELS

SOLID RUBBER




P/N	M/N	D"	WT.(LBS.)
10815	815	8	2.5

Mold-on rubber on die-cast hub with semi-precision bearings.



P/N	M/N	D"	WT.(LBS.)
11825	825	8	3.5
111025	1025	10	5.5


Puncture resistant, solid rubber tire on one-piece polyolefin hub with semi-precision bearings.



P/N	M/N	D"	WT.(LBS.)
10830	830	8	2.0
101030	1030	10	3.0


Puncture resistant, non-marking balloon cushion rubber on one-piece polyolefin hub with semi-precision bearings.

PNEUMATIC



P/N	M/N	D"	WT.(LBS.)
101020	1020	10	7.0


Foam filled with three-piece off-set hub and semi-precision bearings.



P/N	M/N	D"	WT.(LBS.)
121060	1060	10	4.5

4-ply tube-type tire with three-piece off-set hub and semi-precision bearings.

MICROCELLULAR



P/N	M/N	D"	WT.(LBS.)
131010	1010	10	4.0

Puncture resistant, non-marking, tire on one-piece steel hub with semi-precision bearings.



P/N	M/N	D"	WT.(LBS.)
111070	1070	10	2.5

Puncture resistant, non-marking, microcellular tire on one-piece high-density, interlocking polyethylene hub with semi-precision bearings.



P/N	M/N	D"	WT.(LBS.)
111075	1075	10	3.0

Puncture resistant, non-marking, microcellular tire on one-piece high-density, interlocking polyethylene hub with semi-precision bearings.



P/N	M/N	D"	WT.(LBS.)
111080	1080	10	4

Puncture resistant, non-marking, microcellular tire on one-piece high-density, interlocking polyethylene hub with semi-precision bearings.

Flow through design interlocks rubber, preventing run-off and scalping. (111070, 111075 and 111080 wheels)

MAGLINER COMPARATIVE WHEEL DATA

This chart is designed to provide hand truck users with information to best match wheel performance with specific application.



	10815	11825	10830	111025	101030	131010	121060	111070	111075	111080
Capacity (per wheel)*	250	250	300	250	300	250	350	350	350	350
Wheel Size (inches)	8 x 2	8 x 2.5	8 x 2	10 x 2.75	10 x 2	10 x 3.5	10 x 3.5	10 x 2	10 x 2.75	10 x 3.5
Overall Roll Force (1 to 10 scale)	9	4	7	4	7	6	8	7	9	10
Weight (lbs.)	2.5	3.5	2.0	5.5	3.0	4.25	4.5	2.5	3.0	4.0
Overall Performance Rating (1 to 10 scale)	7	6	9	6	9	8	10	10	10	10
Recommended Uses	S,G	S,G	S,G,F,D	S,G	S,G,F,D	S,G,F,R,D	S,G,F,R,D	S,G,F,D	S,G,F,D	S,G,F,R,D

Testing based on Magliner hand truck with a 500 pound load on a smooth surface. All Magliner wheels include semi-precision bearings that last 17 times longer than the industry standard. Bearing life based on lab testing under accelerated conditions compared to average single-groove bearing.

* Reference only, never exceed rated hand truck capacity.

S = smooth/semi smooth surfaces - hard surfaces
R = rough, uneven surfaces - dirt, sand, gravel

G = general purpose
D = route delivery

F = delicate floor protection, tile, carpet

HAND TRUCK ACCESSORIES



P/N	WT.(LBS.)
86006	2.5

Heavy-duty cast stair climbers with replaceable low-friction polymer glide bars.



P/N	WT.(LBS.)
86092	2.5

Heavy-duty cast stair climbers with replaceable low-friction polymer glide bars. Narrow aisle models only.



P/N	H"	WT.(LBS.)
40050	55	1.5
40010	60	1.5
40011	68	2.5

Hi-U frame extensions add height and stability for taller loads (hardware required).



P/N	H"	WT.(LBS.)
40050F	55	2.0
40010F	60	2.0
40011F	68	2.5

Hi-U frame extensions with foam sleeve (hardware required).



P/N	WT.(LBS.)
302497	0.5

Padded cover for Hi-U frame extensions.



P/N	H"	W"	WT.(LBS.)
303134	16	7	3.0
303135	20	9	4.5

Extruded aluminum wings add an additional 6" of load support. 33"/39" frames use kit 303134 (2 upper – 9.5"L x 3"W and 2 lower – 13"L x 3"W) and 52" frames use kit 303135 (2 upper/4 lower wings).



P/N	L"	WT.(LBS.)
32511	4	1.5
32513	5	1.5

Sliding keg hook swings out of the way when not in use. 4" hook for straight side kegs and 5" hook for barrel-style kegs (rod and hardware required).



P/N	L"	WT.(LBS.)
302920	5.75	.15

Mag-Loc® anchors safely secure loads when combined with optional safety straps.



P/N	WT.(LBS.)
301121K	0.5

Holds keg in place securely. For use with 300021 frame only.



P/N	H"	W"	WT.(LBS.)
301114K	8-½	2-½	1.5

Wheel guards prevent loads from rubbing against hand truck wheels.



P/N	W"	L'
302923	2	8
302922	2	12
302924	2	16

Cam buckle has 3,000 lb. break strength and 1,000 lb. working load with 6,000 lb. rated weather resistant polyester webbing.



P/N	W"	L'
302926	2	8
302927	2	12
302928	2	16

Ratchet buckle has 4,400 lb. break strength and 1,467 lb. working load with 6,000 lb. rated weather resistant polyester webbing.

FOLDING NOSE (300 Pound Capacity)

P/N	WT.(LBS.)
302541	2.0

Folding nose kit (302544 with lock rod) allows aluminum extruded noses to fold flush with frame when not in use. 500 pound capacity. Not available on narrow aisle models.



P/N	WT.(LBS.)
301019	4.0

Low-profile formed aluminum extension.

P/N	WT.(LBS.)
301025	3.5

Extruded aluminum channel extension.

P/N	WT.(LBS.)
301026	4.5

Extruded aluminum channel extension.

P/N	L"	WT.(LBS.)
301051	20	4.5
301052	30	4.5

Extruded aluminum channel extension with carpet.

ACCESSORY BAGS



P/N	L"	W"	WT.(LBS.)
302680	13	8	0.5

- Main pocket 13" long x 8" wide x 2" deep with 1 Velcro strap.
- Outside pocket 5-¼" long x 5-½" wide.



P/N	L"	W"	WT.(LBS.)
302681	16-½	12	1.0

- 2 top pockets, sealed with Velcro 10" long x 6" wide.
- 1 tool pocket 12" wide x 3-½" deep.




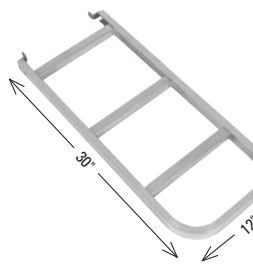
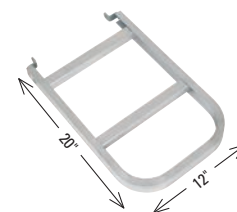
P/N	L"	W"	WT.(LBS.)
302682	12-½	12	1.0

- 1 pocket 11" deep x 9" wide.



P/N	L"	W"	WT.(LBS.)
302683	29	12	1.0

- 2 top pockets, sealed with Velcro 10-½" long x 6" wide.
- 1 tool pocket 12" wide x 3-½" deep.
- 1 pocket 11-½" wide x 12" deep.



DESIGN YOUR OWN HAND TRUCK

As the industry leader, Magline has created this section to help you design the hand truck that best suits your needs. These recommendations are based on ergonomic evaluation, customer feedback, and engineering specifications.

FRAMES	
All frames utilize heavy-duty side rail extrusions with bolted cross braces. Available in 33", 39" and 52" heights.	
Straight back with molded cross braces	Similar to our straight back frame but with polymer cross braces. The polymer cross braces are high strength and exceedingly impact resistant. They help protect against metal to load contact and reduce the potential for load damage.
Curved back with molded cross braces	The curved polymer cross braces are specifically designed to cradle and provide stable load management for larger cylindrical loads. High impact resistance makes them excellent for managing heavy loads like kegs.
Straight back with aluminum cross braces	Our most popular frame. Excellent general purpose frame for a wide variety of package sizes and used in most industries.
HANDLES	
Handles are often selected based on user preference. The following are general benefits of the different handle types Magline offers. Overall, the more simple the handle, the less weight it adds to the hand truck.	
Horizontal Loop	Most popular handles – allows user to grip on multiple locations depending on situation. Add additional comfort with vinyl sleeve or additional load support with "U" brace.
Vertical Loop	Provide the optimum break-back comfort and allow users multiple gripping choices.
Double Loop	Allow vertical gripping for easy break-back or horizontal gripping for controlled rolling; excellent for stair climbing or descending.
Single Grip	Provide optimum balance point between user and hand truck; use high grip for control on stairs or low grip for easy turning.
Double Grip	Excellent steering capability and firm grip for solid load control.
NOSES	
Die-Cast	Our most popular and highest value nose plate is extremely lightweight and durable, weighing 1/3 less than comparable products made from steel. They are temperature resistant so they work well in cold weather and freezers. Available in a variety of sizes to fit almost any load requirement.
Extruded Aluminum and Steel	Excellent for scooping stacks and stair deliveries. Available in a variety of sizes making them an excellent choice for unusual package sizes.

WHEELS

In general, 8" wheels in a similar tire and wheel compound are lighter than 10" wheels; 10" wheels typically provide better maneuverability over more diverse terrain environments.

Mold-on Rubber	One of our lightest wheels, this bonded tire is durable and rolls well over most paved surfaces.
Pneumatic	Pneumatic tires provide excellent shock absorption and load protection. Best uses include uneven terrains or surfaces such as gravel. Shock absorption means reduced impact on loads for less damage. Recommended when loads are consistently near maximum capacity. (Magline recommends checking air pressure regularly and maintaining proper pressure.)
Balloon Cushion	A lightweight, excellent rolling wheel that provides shock absorption characteristics only surpassed by a pneumatic. Shock absorption means reduced impact on loads for less damage.
Microcellular	Microcellular wheels work well on challenging surfaces including rough and uneven terrain. Microcellular wheels are long lasting – never needs air, never goes flat. They provide some of the shock absorption capabilities of a pneumatic.

HAND TRUCK ACCESSORIES

Frame Vertical Strap	Bolt-on vertical strap makes repair and in-field installation easy. Kits are available for all frames.
Stair Climbers	Help climb and descend stairs with less effort. Polymer glide strips improve the ability to negotiate curbs, steps and stairs while reducing the potential for load damage or loss associated with stairs and curbs and they protect stairs from damage.
Folding Nose	Extends the length of the hand truck nose to carry additional bulky packages. Their use reduces the overall capacity of the hand truck to 300 pounds.
Hi-U Frame Extension	Available in several heights. These extensions provide additional stability for unusually high loads; add the foam option or padded cover to cushion arms for better comfort and fewer injuries.
Keg Hook	Provides additional stability for keg delivery especially on stairs.
Wheel Guards	Adding wheel guards provides a barrier between the wheels and the load, reducing damage – especially useful with overlapping loads like flour bags.
Accessory Bag	Provides a secure place to carry hand-held computers, pencils, food service splits and other supplies.
Mag-Loc® E-track Anchors	The anchors provide a safe means of securing loads when combined with the optional Mag-Loc straps and accessories.

INNOVATION THAT DELIVERS



Industrial Bulk
Delivery Truck



LiftPlus™



Self-Stabilizing™
(SS™) Hand Truck



Gemini®
Convertible Truck



Glyde™
Hand Truck